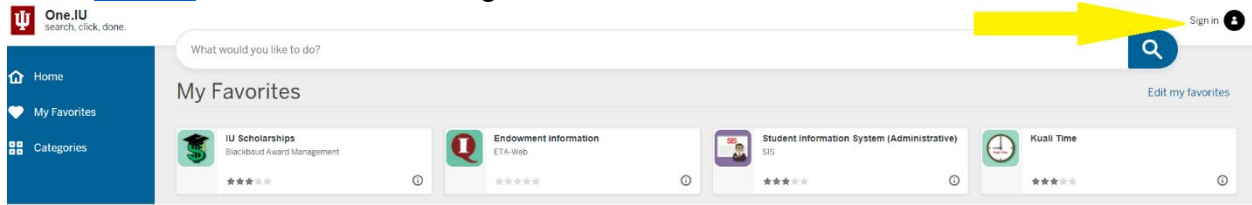
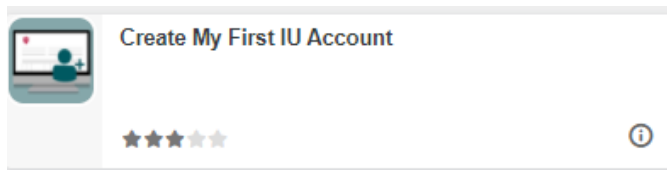


HOW TO VIEW FINANCIAL AID

Go to [One.IU](https://one.iu.edu). You will need to sign in.



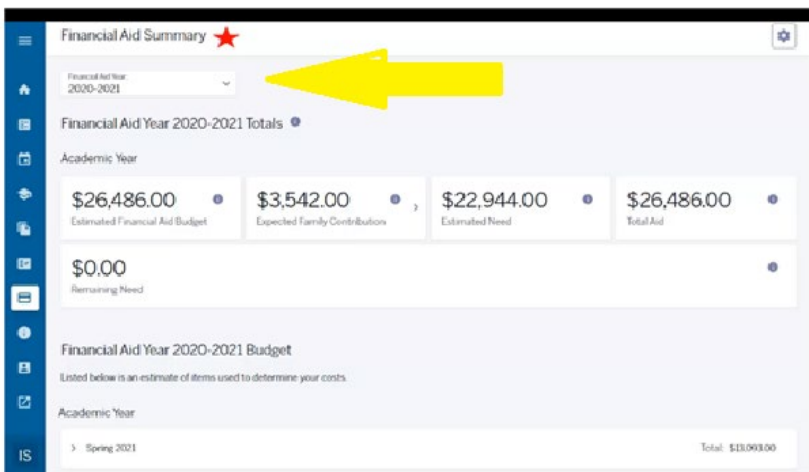
If you have not created your account you will first need to search “1st Account” and click this tile.



You can then access YOUR financial aid information by selecting the tile “View/Manage My Financial Aid Information”

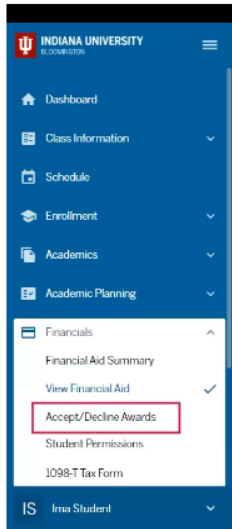


The Financial Aid Summary page opens. The page will open by Financial Aid Year. You can change the Financial Aid Year by using the drop down menu.

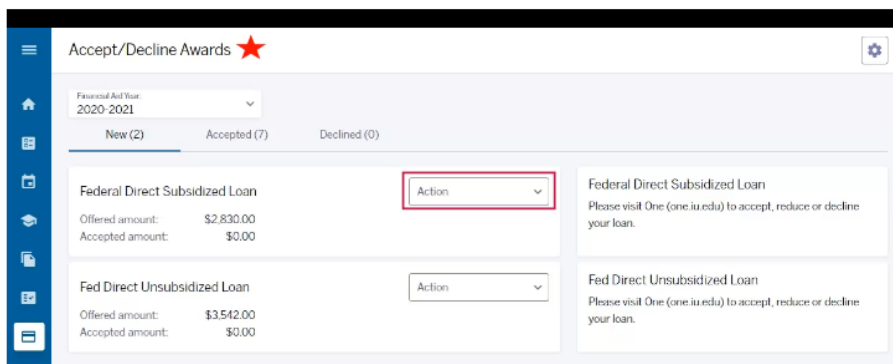


On the left side of the page you will see many menu items. Click financials to view your Financial Aid Summary, View Financial Aid, and Accept/Decline Awards.

To accept your federal loans offered, you must click the Accept/Decline Awards.



Once you have clicked the Accept/Decline Awards you will use the Action menu.



If you select Accept, the accepted amount box opens. This is where you may change the amount for the loan (if you do not want all of the offered amount).

This allows you to reduce the amount offered based on the amount you need to cover your Academic Year charges as reflected in your "Pay Bursar" account. You can access your Bursar information by searching for the tile below.

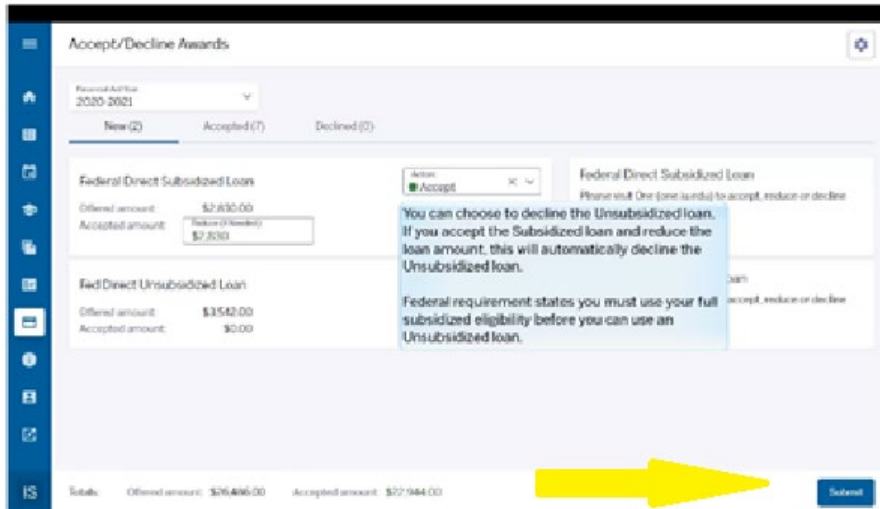


Remember: As shown on your "View Financial Aid" the loans you accept will be split evenly between fall and spring for the Academic Year.

If you have been offered both a subsidized loan and unsubsidized loan, you must first accept all of the subsidized loan before adjusting or declining the unsubsidized loan. You cannot accept the unsubsidized loan first.

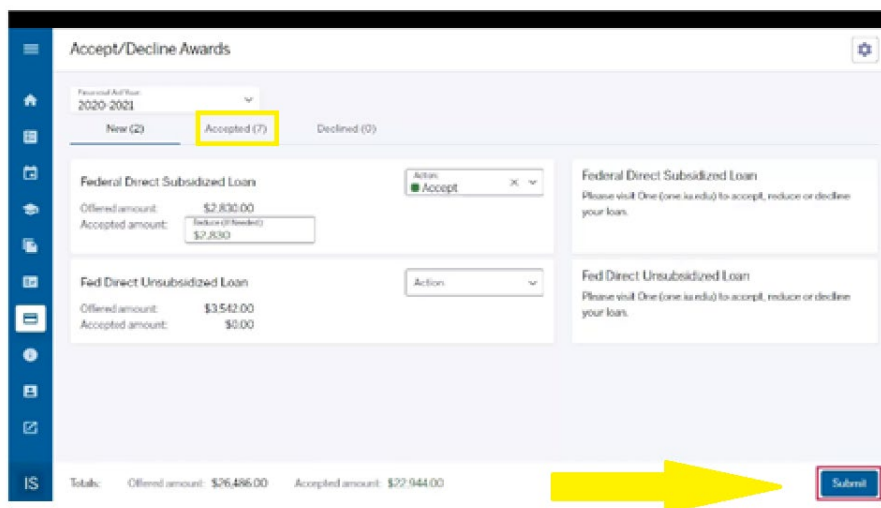
Learn more about subsidized and unsubsidized loans at studentaid.gov or by clicking [here](#).

Select Submit to complete the action.

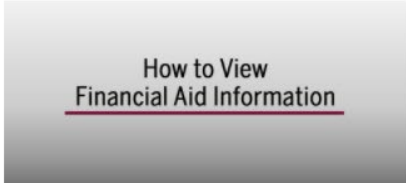


Once you have accepted the award, this information will show on the accepted tab of your "View Financial Aid".

Once you have accepted the award, this information will show on the accepted tab and can be viewed on your "View Financial Aid".



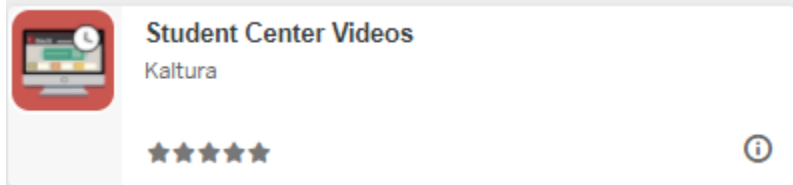
Watch a short video on how to navigate your financial aid information [here](#).



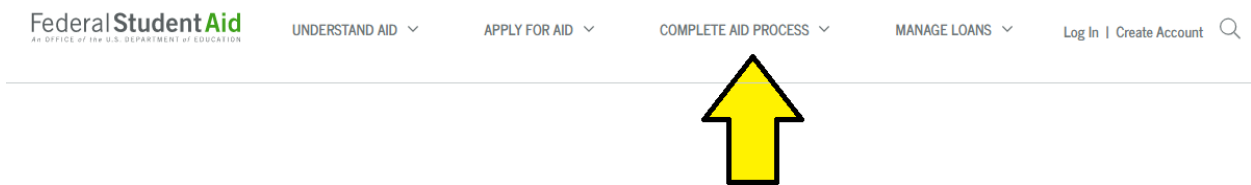
How to View Financial Aid Information

Learn how to view your financial aid information and how to accept certain financial aid awards and reduce, or decline loans that have not yet disbursed.

For additional short videos on navigating your Student Center click [here](#).



WAIT! You may need to complete the Federal Direct Loan Mastery Promissory Note and loan counseling at studentaid.gov or click [here](#) and look under COMPLETE AID PROCESS.



Loan counseling is due for all first time borrowers. Master Promissory Notes are valid for ten years, as long as you are borrowing loans.